


The subtle beauty of  
a controlled hot tub



## ML Series




### Hottub Topside Control Panel

- LCD display
- LED function indicators
- Large, easy-to-read displays
- Reliable communication interface
- Supports VS/GS Series control systems with patented M7 technology







## More Flexibility, Wide Selection Of Hot Tub Topside Panels

The ML Series of topside panels were designed to work with the Elite (EL) and Global (GL) Series of hot tub control systems. These panels support the advanced functions of the EL/GL controls that use Balboa's patented M7 temperature and flow sensor technology and a new universal control platform. The sleek panels have LCD graphical displays with moving function indicator icons, maintenance reminders and service alerts on the easy-to-read screen. All panels are interchangeable and hot swappable providing a wide selection of options and sizes.

Main Panels	Model	Buttons	Panel Dimensions		Display Dimensions		Switch Technology
			in	cm	in	cm	
	ML900	12*	11.64 3.14	29.56 7.98	3.00 1.20	7.62 3.05	Patented Piezo
	ML700	8	9.82 3.14	24.94 7.98	3.00 1.20	7.62 3.05	Patented Piezo
	ML550	7 or 8	13.65 2.44	34.67 6.20	3.21 0.84	8.14 2.14	Patented Piezo
	ML400	4	7.58 2.32	19.25 5.89	1.23 0.60	3.12 1.52	Patented Piezo
	ML260	4	7.00 2.15	17.78 5.46	1.05 0.52	2.67 1.32	Contact
	ML240	4	5.27 1.94	13.39 4.93	1.05 0.52	2.67 1.32	Contact
	ML200	4	4.34 1.59	11.02 4.04	1.05 0.52	2.67 1.32	Contact
	ML551	7	7.35 3.25	18.67 8.26	1.70 0.70	4.32 1.78	Patented Piezo

\* with enhanced display

Auxiliary Panels	Model	Buttons	Panel Dimensions		Display Dimensions		Switch Technology
			in	cm	in	cm	
	AX40	4	7.58 2.32	19.25 5.89	— —	— —	Patented Piezo
	AX30	3	7.58 2.32	19.25 5.89	— —	— —	Patented Piezo
	AX20	2	5.91 2.30	15.01 5.84	— —	— —	Patented Piezo
	AX10	1	1.4 diameter	3.56 diameter	— —	— —	Patented Piezo